

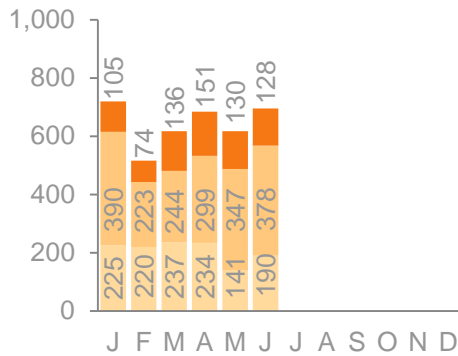
PENNSYLVANIA 2-1-1 EAST

JUNE 2015 HOUSING/HOMELESSNESS SERVICES REPORT

The Community Homeless Assessment and Referral Team (CHART) program contracts with 2-1-1 to conduct an initial pre-screening of those that are homeless or at risk of homelessness in Lancaster County. The following report includes data on the types of housing calls received this month.

2015 CALL VOLUME

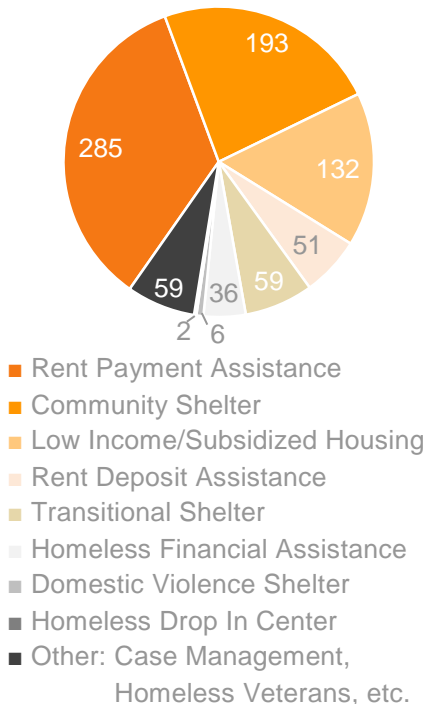
In June we experienced a total housing related call volume of **696**.



- Total Calls Referred to CHART
 - Rapid Re-Housing: 119
 - Eviction Prevention: 9
- Total Calls Prescreened, but were deemed ineligible for CHART
- Total Other Housing Related Calls

PRESENTING NEEDS

Some callers have multiple housing concerns. Captured are the total housing needs requested.



ZIP CODES

The top 10 zip codes of callers.



1. 17602 (Lancaster)
2. 17603 (Lancaster)
3. 17512 (Columbia)
4. 17522 (Ephrata)
5. 17601 (Lancaster)
6. 17022 (Elizabethtown)
7. 17543 (Lititz)
8. 17552 (Mount Joy)
9. 17545 (Manheim)
10. 17554 (Mountville)

SHELTER REFERRALS

Total number of clients referred directly to emergency and day shelters.

- 85** Water Street Mission (CES)
- 6** Domestic Violence Services
- 2** Water Street Mission (CHOC)

Note: 2-1-1 does not currently make referrals to Water Street Mission's Family Shelter.

CURRENT LIVING SITUATION

Top five locations the client is sleeping.

- 221** Leased Rental Unit
- 132** Living with Family/Friends
- 64** Place Not Meant for Habitation
- 29** Hotel
- 28** Emergency Shelter

VETERANS

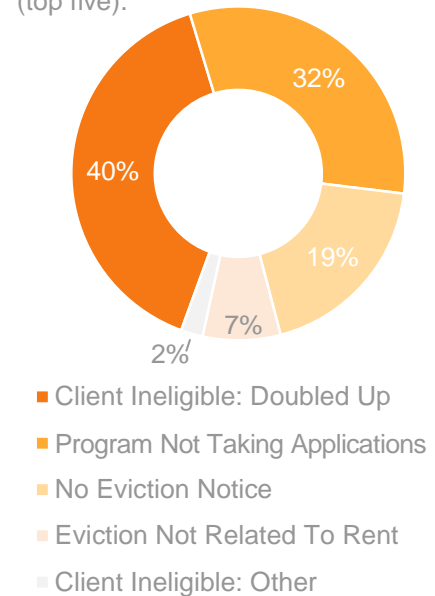
Number of referrals to the Supportive Services for Veteran Families program.

8 Lebanon VA, Homeless Outreach

Note: As of June 1st, veterans are referred solely to the Lebanon VA, Homeless Outreach Program.

UNMET NEEDS REASON

Percentage of reasons for which caller was ineligible for a referral to CHART (top five).



HOUSEHOLD TYPE

Comparison of household make-up.

